

# Mail Windows 10

Εγκατάσταση νέου λογαριασμού

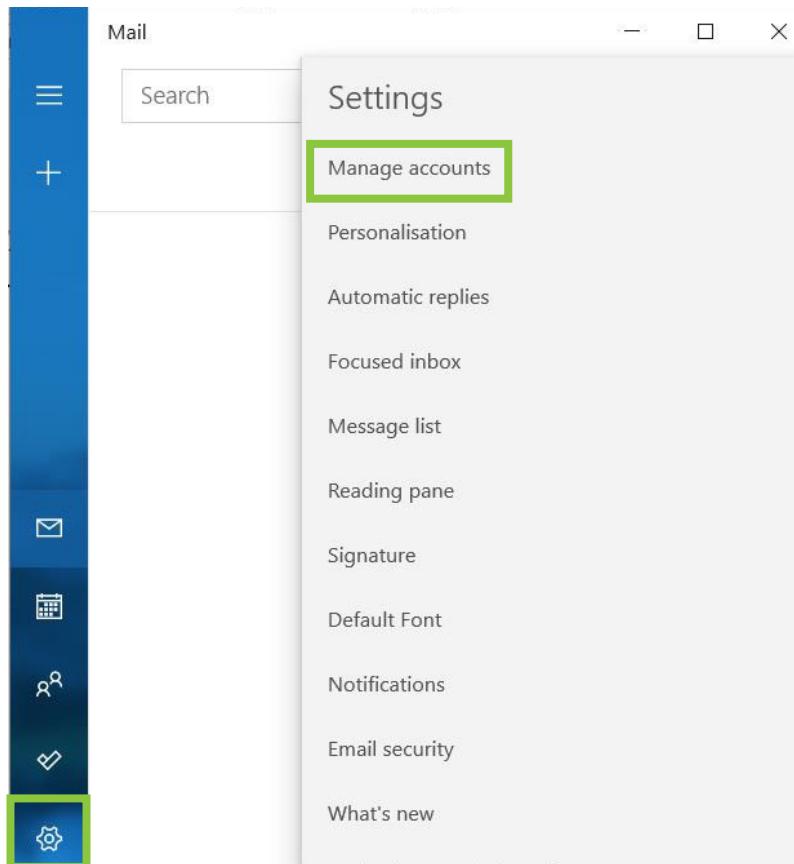
Set up new email

---

1

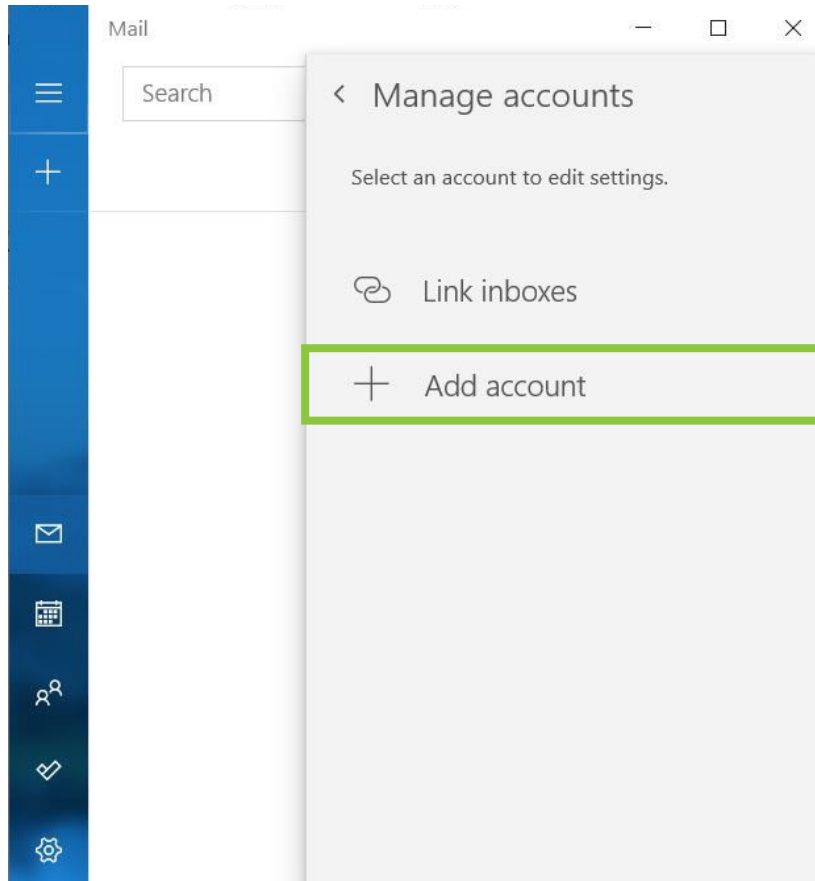
Ανοίξτε **την εφαρμογή > Ρυθμίσεις > Διαχείριση Λογαριασμών**

Open **the program > Settings > Manage Accounts**



2

Επιλέξτε **Προσθήκη Λογαριασμού** |  
Select **Add Account**









3

Επιλέξτε **Άλλος Λογαριασμός (POP,IMAP)**

Select **Other Account (POP,IMAP)**

Add an account ×

Add an account to Mail, Calendar and People to access your email, calendar events and contacts.

-  Exchange  
Exchange, Office 365
-  Google
-  Yahoo!
-  iCloud
-  Other account  
POP, IMAP
-  Advanced setup

× Close

\*For English scroll to the next page

## Διεύθυνση Ηλεκτρονικού Ταχυδρομείου

Συμπληρώστε την ηλεκτρονική σας διεύθυνση

## Αποστολή των μηνυμάτων σας με χρήση του ονόματος

Συμπληρώστε το όνομα που θέλετε να φαίνεται κατά την αποστολή ηλεκτρονικού μηνύματος

## Κωδικός πρόσβασης

Συμπληρώστε τον κωδικό της ηλεκτρονικής διεύθυνσης

Add an account ×

Other account

Email address

Send your messages using this name

Password

We'll save this information so you don't have to sign in every time.

Sign in  Cancel

5



## Email Address

Type your email address

## Send your messages using this name

Type the name you wish to appear when you send an email

## Password

Type your password

Select **Sign in**

Add an account ×

Other account

Email address

Send your messages using this name

Password

We'll save this information so you don't have to sign in every time.

Sign in  Cancel

6



Επιλέξτε **Τέλος** |  
Select **Done**

Add an account



All finished!

Your account has been set up successfully.

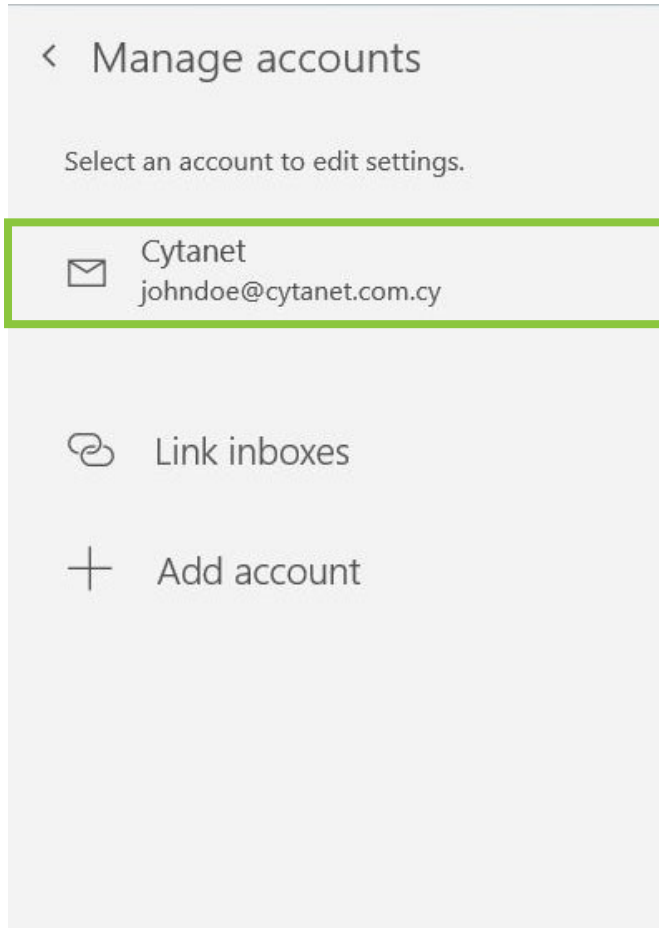
johndoe@cytanet.com.cy

✓ Done

7



Επιλέξτε τον **cytanet** λογαριασμό σας |  
Select **your cytanet** account






Επιλέξτε **Change mailbox synch settings** |  
Select **Change mailbox synch settings**

Account settings ×

Cytanet account settings

 johndoe@cytanet.com.cy

Username

johndoe@cytanet.com.cy

Password

●●●●●●●●●●

Account name

Cytanet

**Change mailbox sync settings**  
[Options for syncing your content.](#)

**Delete account**  
[Remove this account from your device.](#)

Save Cancel

## Επιλέξτε **Advanced mailbox settings** |

### Select **Advanced mailbox settings**

Account settings



#### Cytanet sync settings

based on my usage



If you get a lot of mail one day or don't check your account for a few days, we'll change your sync settings accordingly to save you data and battery.

Currently syncing: **every 2 hours**



Always download full message and Internet images

Download email from

the last 3 months



Send your messages using this name

John Doe

#### Sync options

Email



On

#### **Advanced mailbox settings**

[Incoming and outgoing mail server info](#)

Done

Cancel

## Ρυθμίσεις διακομιστών:

**Διακομιστής εισερχομένων:** mail.cytanet.com.cy:993:1

**Διακομιστής εξερχομένων:** mail-out.cytanet.com.cy:587:1

## Server Settings:

**Incoming email server:** mail.cytanet.com.cy:993:1

**Outgoing (SMTP) email server:** mail-out.cytanet.com.cy:587:1

Πατήστε **Τέλος** | Press **Done**

Account settings ×

Cytanet sync settings  
Send your messages using this name

John Doe

Sync options

Email

On

Incoming email server

mail.cytanet.com.cy:993:1

Outgoing (SMTP) email server

mail-out.cytanet.com.cy:587:1 ×

Outgoing server requires authentication

Use the same username and password for sending email

Require SSL for incoming email

Require SSL for outgoing email

Done Cancel

Ο λογαριασμός σας είναι έτοιμος!